

5GHz 300Mbps 802.11a/n Wireless Outdoor CPE



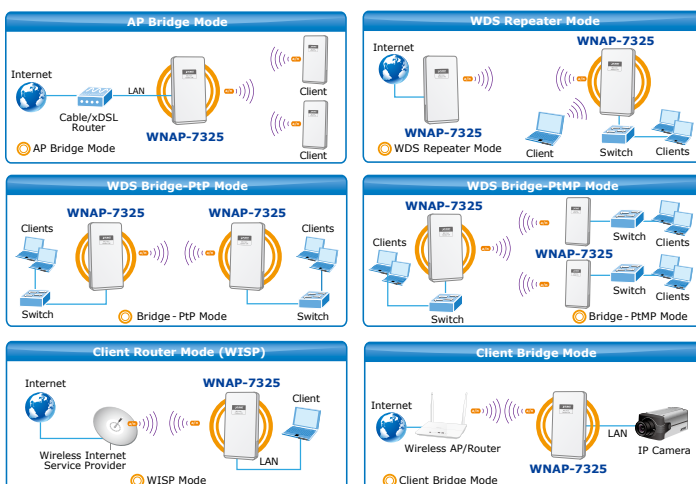
Cost-effective Wireless Solution with Superior Performance

The WNAP-7325 is designed to provide a highly-stable, better performance and cost-effective wireless solution in outdoor backhaul deployment. It offers significant range and excellent throughput compared to the traditional 802.11a wireless device while using the same transmission power. Via the embedded 14dBi dual-polarization (vertical and horizontal) directional antenna, it provides good diversity coverage and better noise immunity effect, thus increasing the real performance reaching over 100Mbps at 5km of long distance connection.



Designed for Various Requirements

The WNAP-7325 is dedicatedly designed for WISP solution that provides CPE users with Internet access via the WISP provider in rural areas. Besides, it caters to various wireless communication connectivities (AP / Client / WDS PtP / WDS PtMP / Repeater), thus meeting users' application requirements.



Industrial Compliant Wireless LAN and LAN

- Compliant with IEEE 802.11n wireless technology capable of up to 300Mbps data rate
- Backward compatible with 802.11a standard
- Equipped with 10/100Mbps RJ-45 ports for LAN and WAN with auto MDI/ MDI-X supported

Fixed-network Broadband Router

- Supported connection types in WISP mode: Dynamic IP/ Static IP/ PPPoE
- Supports virtual server and DMZ for various networking applications
- Supports DHCP server, UPnP and Planet DDNS

RF Interface Characteristics

- Built-in 14dBi dual-polarization antenna
- High output power up to 500mW with multiply-adjustable transmit power control

Outdoor Environmental Characteristics

- IP55 enclosure
- Passive Power over Ethernet design
- Operating temperature: -20~70°C

Multiple Operations and Wireless Modes

- Multiple operation modes: Bridge and WISP
- Multiple wireless modes: AP, Client CPE (WISP), WDS PtP, WDS PtMP and Repeater
- Supports multiple-SSIDs to allow users to access different networks through a single AP
- Supports WMM (Wi-Fi Multimedia)

Secure Network Connection

- Advanced security: 64/128-bit WEP, WPA / WPA2, WPA-PSK / WPA2-PSK (TKIP/AES) and 802.1x RADIUS authentication
- Supports MAC address filtering

Advanced Security and Rigorous Authentication

The WNAP-7325 supports WEP, WPA / WPA2, WPA-PSK and WPA2-PSK wireless encryptions, the advanced WPA2-AES mechanism and 802.1X RADIUS authentication, which can effectively prevent eavesdropping by unauthorized users or bandwidth occupied by unauthenticated wireless access. Furthermore, any users are granted or denied access to the Wireless LAN network based on the ACL (Access Control List) that the administrator pre-established. In addition, with the multiple-SSID feature, you can set up different wireless networks. The WNAP-7325 can therefore serve as a virtual access point for segmented networks tailored to any industrial need.

Less Interference, Highly Reliable Connection

By using 5GHz frequency band, the WNAP-7325 can easily avoid much interference coming from the environment where there are a maximum of 24 non-overlapping channels. Therefore, the WNAP-7325 is definitely suitable for such applications as IP surveillance, backhaul link of building to building and backbone of public service. Additionally, the self-healing/schedule reboot capability keeps connection alive all the time.



Flexible and Reliable Outdoor Characteristics

The WNAP-7325 is perfectly suitable to be installed in outdoor environments and harsh locations. With IP55 and outdoor UV resistance enclosure, the WNAP-7325 can perform normally under rigorous weather conditions. With the proprietary Power over Ethernet (PoE) design, the WNAP-7325 can be easily installed in the areas where power outlets are not available.

Easy Deployment and Management

With user-friendly Web UI and step-by-step setup wizard, the WNAP-7325 is easy to install, even for users who never experience in setting up a wireless network. Furthermore, with the Planet Smart Discovery Utility and SNMP-based management interface, the WNAP-7325 is convenient to be managed and configured remotely.

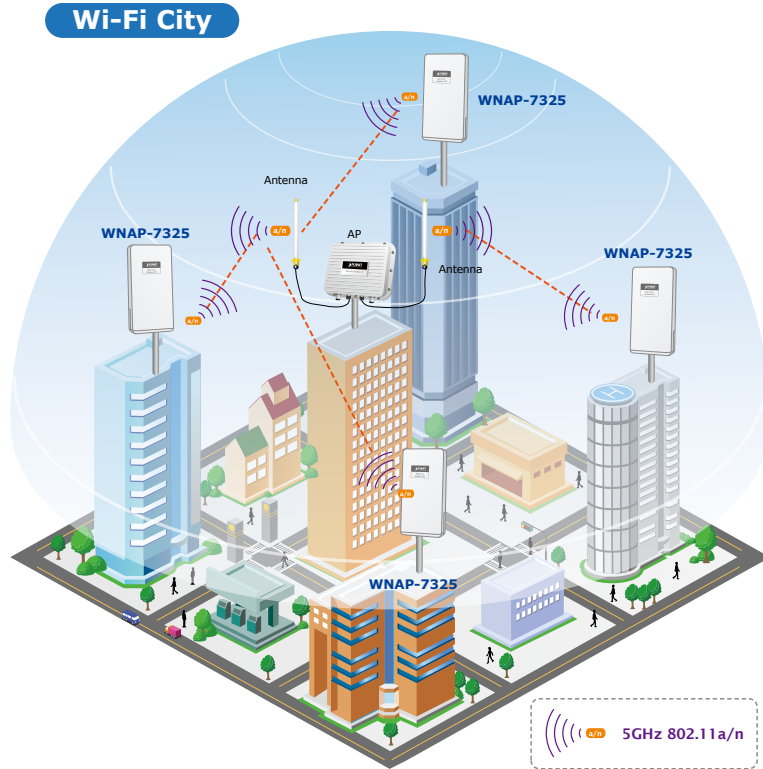
Easy Installation and Management

- Web-based UI and Quick Setup Wizard for easy configuration
- Planet Smart Discovery Utility allows administrator to discover and locate each AP
- SNMP-based management interface
- System status monitoring includes DHCP Client and System Log

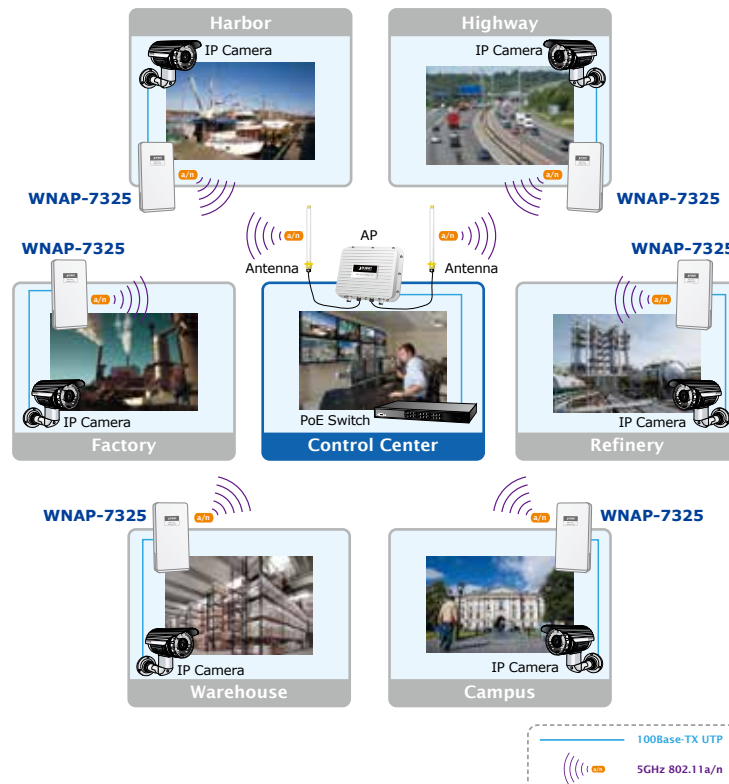
Applications

Longer Distance Coverage between LAN connections

The WNAP-7325 is a cost-effective outdoor wireless solution for widely open space applications. It is definitely suitable for outdoor wireless connections between buildings and IP surveillance facilities.



With built-in 14dBi dual-polarization directional antenna, the WNAP-7325 brings higher performance and longer distance of wireless connection. The WNAP-7325 provides high output power with multiply-adjustable Tx controller, which allows CPE users to easily install and adjust the suitable value in appropriate locations. Moreover, the WNAP-7325 supports WISP mode to enable CPE users to connect to Internet via local WISP provider.



**We recommend you to match the WNAP-7325 with our related products to get the best results.

Specifications

Model	WNAP-7325			
Hardware				
Standard Support	IEEE 802.11a/n IEEE 802.3 IEEE 802.3u IEEE 802.3x			
Memory	64 Mbytes DDR SDRAM 16 Mbytes Flash			
PoE	Passive PoE			
Interface	Wireless IEEE802.11a/n, 2T2R PoE LAN (LAN 1): 1 x 10/100Base-TX, auto-MDI/MDIX, passive PoE LAN 2: 1 x 10/100Base-TX, auto-MDI/MDIX, passive PoE pass-through			
Antenna	Built-in 14dBi dual-polarization antenna - Horizontal: 30 degrees - Vertical: 20 degrees			
Wireless RF Specifications				
Wireless Technology	IEEE 802.11a IEEE 802.11n			
Data Rate	IEEE 802.11a: 6, 9, 12, 18, 24, 36, 48, 54Mbps IEEE 802.11n (20MHz): up to 150Mbps IEEE 802.11n (40MHz): up to 300Mbps			
Media Access Control	CSMA/CA			
Modulation	Transmission/Emission type: OFDM Data modulation type: OFDM with BPSK, QPSK, 16-QAM, 64-QAM			
Frequency Band	5.180GHz ~ 5.825GHz			
Wireless Management Features				
Operating Channel	5.180GHz	CH36	5.580GHz	CH116
	5.200GHz	CH40	5.600GHz	CH120
	5.220GHz	CH44	5.620GHz	CH124
	5.240GHz	CH48	5.640GHz	CH128
	5.260GHz	CH52	5.660GHz	CH132
	5.280GHz	CH56	5.680GHz	CH136
	5.300GHz	CH60	5.700GHz	CH140
	5.320GHz	CH64	5.745GHz	CH149
	5.500GHz	CH100	5.765GHz	CH153
	5.520GHz	CH104	5.785GHz	CH157
	5.540GHz	CH108	5.805GHz	CH161
	5.560GHz	CH112	5.825GHz	CH165
	*The 24 channels are defined by the theory. The actual application will vary based on the regulation in different regions and countries.			
RF Output Power (Max.)	802.11a	25 ±1dBm		
	802.11n	24 ±1dBm		
Receiver Sensitivity (dBm)	802.11a	-94dBm		
	802.11n	-93dBm		
Output Power Control	12~27dBm			
Power Consumption	12W			
Power Requirements	LAN	24V DC, 1A/ Passive PoE Pin 4,5 V DC+ Pin 7,8 V DC- Pin 3 Reset		
Software				
LAN	Built-in DHCP server supporting static IP address distribution Supports 802.1d STP (Spanning Tree)			
WAN	<ul style="list-style-type: none"> ■ Static IP ■ Dynamic IP ■ PPPoE 			
Operating Mode	<ul style="list-style-type: none"> ■ Bridge ■ WISP 			

Firewall	NAT firewall with SPI (Stateful Packet Inspection) Built-in NAT server supporting virtual server and DMZ Built-in firewall with port/ IP address/ MAC/ URL filtering
Wireless Mode	<ul style="list-style-type: none"> ■ AP ■ Client ■ WDS PTP ■ WDS PTMP ■ * WDS Repeater (AP+WDS)
Channel Width	20MHz / 40MHz
Wireless Isolation	Enable to isolate each connected wireless client to let them cannot access mutually
Encryption Type	64/128-bits WEP, WPA, WPA-PSK, WPA2, WPA2-PSK, 802.1x
Wireless Security	Wireless LAN ACL (Access Control List) filtering Wireless MAC address filtering Enable/Disable SSID Broadcast
Multiple SSIDs	* Up to 8
Max. Wireless Clients	25
Max. WDS APs	8
Max. Wired Clients	60
WMM	Supports Wi-Fi multimedia
QoS	Supports Quality of Service for bandwidth control
NTP	Network Time Management
Self Healing	Supports Schedule Reboot
Management	Web UI, DHCP Client, Configuration Backup and Restore, Dynamic DNS, and SNMP
Diagnostic Tool	System Log, Ping Watchdog
Environment and Certification	
Operating Temperature	-20~70°C
Operating Humidity	10~95% non-condensing
IP Level	IP55
Regulatory	CE, FCC, DFS/TPC, RoHS
Accessory	
Standard Accessories	<ul style="list-style-type: none"> ■ WNAP-7325 x 1 ■ PoE Injector x 1 ■ Power Cord x 1 ■ Plastic Strap x 1 ■ Quick Installation Guide x 1
Remarks	* Means future firmware supports

Ordering Information

WNAP-7325	5GHz 300Mbps 802.11a/n Wireless Outdoor CPE
-----------	---

Related Products

CB-STP-25	25-meter STP Cat5 Cable
ELA-100	Ethernet Lightning Arrest Box
WDAP-C7200AC	1200Mbps 802.11ac Dual Band Ceiling Mount Wireless Access Point
WDAP-C7400	900Mbps Dual Band Ceiling Mount Wireless Access Point

PLANET Technology Corporation

11F., No.96, Minquan Rd., Xindian Dist., New Taipei City
231, Taiwan (R.O.C.)
Tel: 886-2-2219-9518 Fax: 886-2-2219-9528
Email: sales@planet.com.tw www.planet.com.tw



PLANET reserves the right to change specifications without prior notice. All brand names and trademarks are property of their respective owners. Copyright © 2014 PLANET Technology Corp. All rights reserved.

WNAP-7325